

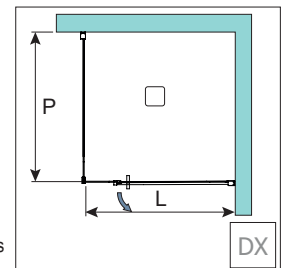
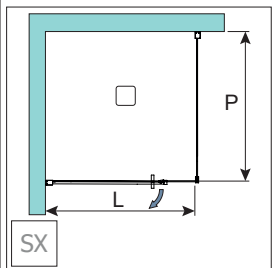
Trattamento protezione vetro
 Shower Glass Protect
 Glasschutzbehandlung
 Traitement protection verre

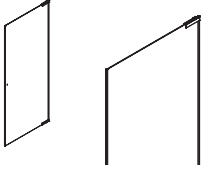
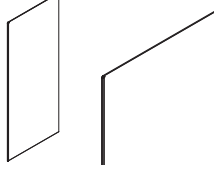

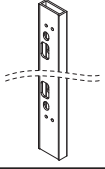
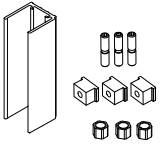
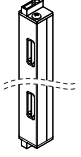
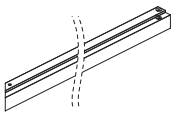

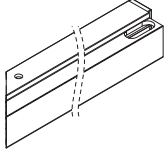


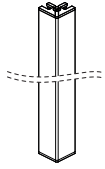
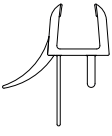
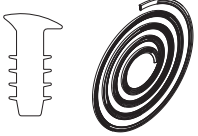
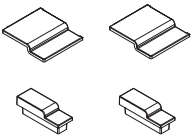
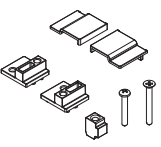
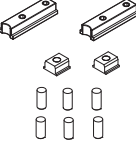
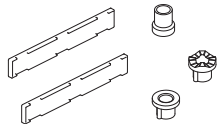

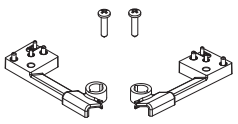


ESTENSIBILITA' LATO L:	L SIDE EXTENSIBILITY:	DEHNBARKEIT SEITE L:	EXTENSIBILITE CÔTE L:
<input type="checkbox"/> 77,5-78,5	<input type="checkbox"/> 82,5-83,5	<input type="checkbox"/> 87,5-88,5	<input type="checkbox"/> 92,5-93,5
<input type="checkbox"/> 107,5-108,5	<input type="checkbox"/> 117,5-118,5	<input type="checkbox"/> 127,5-128,5	<input type="checkbox"/> 137,5-138,5
<input type="checkbox"/> 157,5-158,5	<input type="checkbox"/> F.M.		<input type="checkbox"/> 147,5-148,5
ESTENSIBILITA' LATO P:	P SIDE EXTENSIBILITY:	DEHNBARKEIT SEITE P:	EXTENSIBILITE CÔTE P:
<input type="checkbox"/> 67,5-68,5	<input type="checkbox"/> 72,5-73,5	<input type="checkbox"/> 77,5-78,5	<input type="checkbox"/> 82,5-83,5
<input type="checkbox"/> 92,5-93,5	<input type="checkbox"/> 97,5-98,5	<input type="checkbox"/> 117,5-118,5	<input type="checkbox"/> 137,5-138,5
			<input type="checkbox"/> F.M.
PROFILO:	PROFILE:	PROFIL:	PROFIL:
<input type="checkbox"/> Argento Luc/Silver Brill/Silber Glanz/Argent brillant	<input type="checkbox"/> Alublack	<input type="checkbox"/> RAL opaco/mat/matt-lackiert/mat	
<input type="checkbox"/> Metal	<input type="checkbox"/> Metal Brushed		
VETRO:	GLASS:	GLAS:	VERRE:
<input type="checkbox"/> Trasparente/Transparent	<input type="checkbox"/> Extra light		
<input type="checkbox"/> Piumato/Piumate	<input type="checkbox"/> Vertical Plissé		
<input type="checkbox"/> Grigio Europa/Europe grey/Europa grau/gris europe	<input type="checkbox"/> Bronzo Glam/Bronze Glam		
<input type="checkbox"/> Specchiato/Mirror effect/Verspiegelter Glas/Effet miroir	<input type="checkbox"/> Satinato/Satin/Satinert/Satiné		
<input type="checkbox"/> Fascia/Band glass/Glas Band/Verre Bonde	<input type="checkbox"/> Serigrafato 3 fasce/Serigraphy 3-bang/Siebdruck 3-Bänder/3 bandes dépolies		

COD. RA900362

SF Sacchetto Ferramenta
 Hardware pack
 Rauchchrom
 Sachtel Quincailleries



<p>R01 COD. RA300385</p> <ul style="list-style-type: none"> ANTA BATTENTE WING DOOR SCHWENKTÜR PORTE BATTANTE 		<p>R02 COD. RA300384</p> <ul style="list-style-type: none"> VETRO FISSO FIXED SIDE FIXTEIL CÔTE FIXE 	
<p>R03 COD. RA300383</p> <ul style="list-style-type: none"> VETRO FISSO FIXED SIDE FIXTEIL CÔTE FIXE 		<p>R04 COD. RA250525</p> <ul style="list-style-type: none"> PROFILO COMPENSATORE COMPENSATOR PROFILE AUSGLEICHSPROFIL PROFIL DE COMPENSATION 	
<p>R05 COD. RA250526</p> <ul style="list-style-type: none"> KIT PROFILO COMPENSATORE COMPENSATOR PROFILE KIT AUSGLEICHSPROFIL PROFIL DE COMPENSATION 		<p>R06 COD. RA250527</p> <ul style="list-style-type: none"> PROFILO MONTANTE POST PROFILE FESTPROFIL PROFIL MONTANT 	
<p>R07 COD. RA250528</p> <ul style="list-style-type: none"> KIT PROFILO BASE SUPERIORE TOP BASE PROFILE KIT OBERES PROFIL KIT PROFIL BASE SUPERIEURE 		<p>R08 COD. RA250523</p> <ul style="list-style-type: none"> KIT PROFILO CALAMITATO PROFILE WITH MAGNET KIT PROFIL MIT MAGNET KIT KIT PROFIL AIMANTE 	
<p>R09 COD. RA250491</p> <ul style="list-style-type: none"> KIT PROFILO BASE SUPERIORE TOP BASE PROFILE KIT OBERES PROFIL KIT PROFIL BASE SUPERIEURE 		<p>R10 COD. RA250522</p> <ul style="list-style-type: none"> KIT PROFILI CALAMITATI PROFILES WITH MAGNET KIT PROFILES MIT MAGNET KIT KIT PROFILS AIMANTES 	
<p>R11 COD. RA250530</p> <ul style="list-style-type: none"> KIT PROFILO COMPENSATORE COMPENSATOR PROFILE KIT AUSGLEICHSPROFIL PROFIL DE COMPENSATION 		<p>R12 COD. RA250531</p> <ul style="list-style-type: none"> PROFILO COMPENSATORE COMPENSATOR PROFILE AUSGLEICHSPROFIL PROFIL DE COMPENSATION 	
<p>R13 COD. RA200177</p> <ul style="list-style-type: none"> PROFILO PVC PROFILE PVC PROFIL AUS PVC PROFIL PVC 		<p>R14 COD. RA200204</p> <ul style="list-style-type: none"> GUARNIZIONE TRASPARENTE (mt.2,1) TRANSPARENT GASKET (mt.2,1) TRANSPARENTE DICHTUNG (mt.2,1) JOINT TRANSPARENT (mt.2,1) 	
<p>R15 COD. RA400249</p> <ul style="list-style-type: none"> KIT TAPPI PROFILO COVER KIT STOPF KIT KIT CACHES PROFIL 		<p>R16 COD. RA400257</p> <ul style="list-style-type: none"> KIT TAPPI PROFILO COVER KIT STOPF KIT KIT CACHES PROFIL 	
<p>R17 COD. RA900356</p> <ul style="list-style-type: none"> KIT RIFERIMENTO PERNO PIVOT-CENTRING-KIT PIVOT-ZENTRIERUNGSKIT KIT CENTRAGE PIVOT 		<p>R18 COD. RA400262</p> <ul style="list-style-type: none"> KIT COVER E BOCCOLE COVER AND BUSHING KIT SET-COVER UND ZYLINDRISCHER RING KIT CACHE ET DOUILLE CYLINDRIQUE 	
<p>R19 COD. RA400260</p> <ul style="list-style-type: none"> KIT TAPPI PROFILO COVER KIT STOPF KIT KIT CACHES PROFIL 		<p>R20 COD. RA400261</p> <ul style="list-style-type: none"> KIT BASSETTE INFERIORI BOTTOM PLUGS KIT UNTERES STOPFEN-KIT KIT CACHES INFÉRIEURES 	



Specificare sempre l'estensibilità, la finitura del profilo, del vetro ed il verso della parete doccia
 Please specify always extensibility, profile colour, glass type and opening version of the shower cubicle (R or L)
 Verstellbereich, Profilfarbe, Glasvariante und Anschlag der Duschkabine (RE o. LI) immer angeben
 Toujours spécifier l'extensibilité, la finition du profil, la finition du verre et la version de la paroi de douche (droite ou gauche)

<p>R21 COD. RA400258</p> <ul style="list-style-type: none"> IT KIT TAPPI PROFILO EN COVER KIT DE STOPF KIT FR KIT CACHES PROFIL 		<p>R22 COD. RA400259</p> <ul style="list-style-type: none"> IT KIT CURVA PROFILO EN CURVED PROFILE KIT DE GEBOGENES PROFIL KIT FR KIT COURBLE PROFIL 	
<p>R23 COD. RA400265</p> <ul style="list-style-type: none"> IT KIT TAPPI PROFILO EN COVER KIT DE STOPF KIT FR KIT CACHES PROFIL 		<p>R24 COD. RA350128</p> <ul style="list-style-type: none"> IT KIT BORDINO SALVAGOCCIA EN DRIP CATCHER EDGE KIT DE TROPFENFÄNGER PROFIL KIT FR BAGUETTE D'ETANCHEITE 	
<p>R25 COD. RA400264</p> <ul style="list-style-type: none"> IT KIT TAPPI PROFILO EN COVER KIT DE STOPF KIT FR KIT CACHES PROFIL 		<p>R26 COD. RA900357</p> <ul style="list-style-type: none"> IT KIT CERNIERA SUPERIORE EN UPPER HINGE KIT DE SET OBERE SCHARNIERE FR KIT CHARNIÈRE SUPÉRIEURE 	
<p>R27 COD. RA900358</p> <ul style="list-style-type: none"> IT KIT CERNIERA INFERIORE EN BOTTOM HINGE KIT DE SET UNTERE SCHARNIERE FR KIT CHARNIÈRE INFÉRIEURE 		<p>R28 COD. RA100038</p> <ul style="list-style-type: none"> IT SET MANIGLIA N EN HANDLES SET N DE HANDGRIFF SET N FR KIT POIGNÉE N 	
<p>R29 COD. RA400263</p> <ul style="list-style-type: none"> IT KIT COVER MANIGLIA EN HANDLE-COVER-KIT DE GRIFF-ABDECKUNG-SET FR KIT CACHE POIGNEE 		<p>R30 COD. RA250538</p> <ul style="list-style-type: none"> IT KIT PROFILI A MURO EN WALL PROFILES KIT DE SET WANDPROFILE FR KIT PROFILÉS MURAUX 	
<p>R31 COD. RA200284</p> <ul style="list-style-type: none"> IT PROFILO PVC EN PROFILE PVC DE PROFIL AUS PVC FR PROFIL PVC 			

<p>R32 COD. RA900359 IT KIT FERRAMENTA EN HARDWARE KIT DE EISENWAREN-KIT FR KIT QUINCAILLERIE</p>			
<ul style="list-style-type: none"> IT TASSELLO Ø 6mm EN RAWPLUG Ø 6mm DE DÜBEL Ø 6mm FR BLOQUER Ø 6mm <p>n°04 pz</p>	<ul style="list-style-type: none"> IT VITE 4,2X32 TCC EN SCREW 4,2X32 TCC DE SCHRAUBE 4,2X32 TCC FR VIS 4,2X32 TCC <p>n°04 pz</p>	<ul style="list-style-type: none"> IT VITE TPSEI M6X14 EN SCREW TPSEI M6X14 DE SCHRAUBE TPSEI M6X14 FR VIS TPSEI M6X14 <p>n°12 pz</p>	<ul style="list-style-type: none"> IT VITE TCEI M4X12 EN SCREW TCEI M4X12 DE SCHRAUBE TCEI M4X12 FR VIS TCEI M4X12 <p>n°02 pz</p>

Specificare sempre l'estensibilità, la finitura del profilo, del vetro ed il verso della parete doccia
Please specify always extensibility, profile colour, glass type and opening version of the shower cubicle (R or L)
Verstellbereich, Profilarbe, Glasvariante und Anschlag der Duschkabine (RE o. LI) immer angeben
Toujours spécifier l'extensibilité, la finition du profil, la finition du verre et la version de la paroi de douche (droite ou gauche)