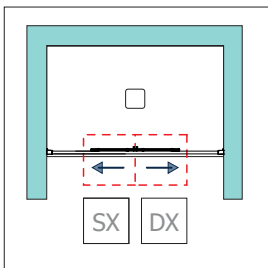
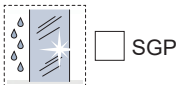


Trattamento protezione vetro
Shower Glass Protect
Glasschutzbehandlung
Traitement protection verre

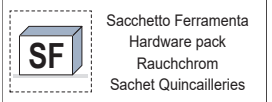


ESTENSIBILITA':	EXTENSIBILITY:	DEHNBARKEIT:	EXTENSIBILITE:
<input type="checkbox"/> 127,5-132,5	<input type="checkbox"/> 132,5-137,5	<input type="checkbox"/> 137,5-142,5	<input type="checkbox"/> 142,5-147,5
<input type="checkbox"/> 152,5-157,5	<input type="checkbox"/> 157,5-162,5	<input type="checkbox"/> 162,5-167,5	<input type="checkbox"/> 167,5-172,5
<input type="checkbox"/> 177,5-182,5	<input type="checkbox"/> 182,5-187,5	<input type="checkbox"/> 187,5-192,5	<input type="checkbox"/> 192,5-197,5
<input type="checkbox"/> 197,5-202,5			
<input type="checkbox"/> F.M.			

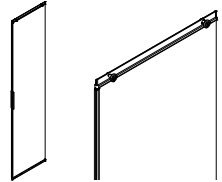
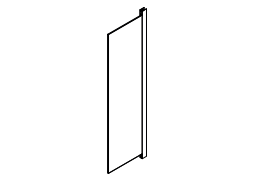
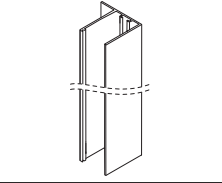
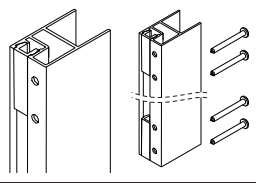
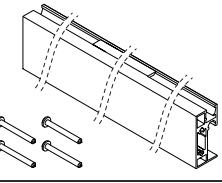
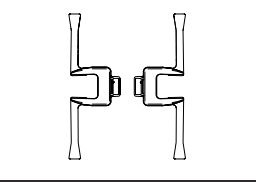
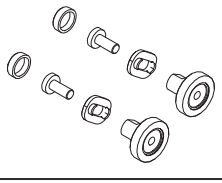
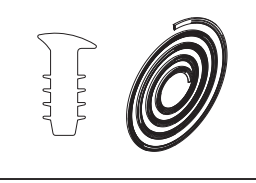
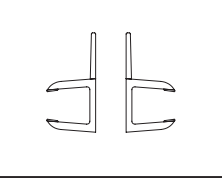
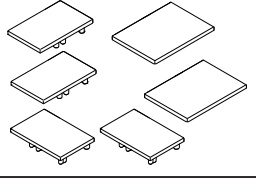
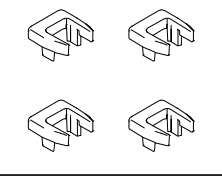
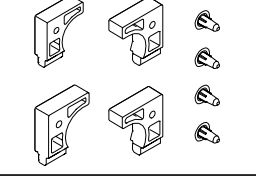
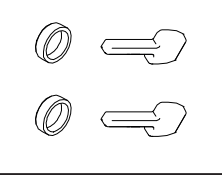
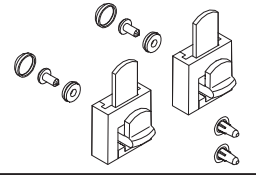
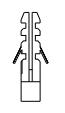
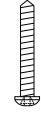

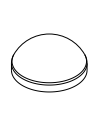




PROFILO:	PROFILE:	PROFIL:	PROFIL:
<input type="checkbox"/> Argento Luc/Silver Brill/Silber Glanz/Argent brillant	<input type="checkbox"/> Cromo fumè/Smoked chrome/Rauchchrom/Chrome fumé		
<input type="checkbox"/> Bianco/white/weiß/blanc	<input type="checkbox"/> Arblu opaco/mat/matt-lackiert/mat		
<input type="checkbox"/> RAL opaco/mat/matt-lackiert/mat			

VETRO:	GLASS:	GLAS:	VERRE:
<input type="checkbox"/> Trasparente/Transparent	<input type="checkbox"/> Piumato/Piumate		
<input type="checkbox"/> Satinato/Satin/Satiniert/Satiné			

COD. RA900152



Sacchetto Ferramenta
Hardware pack
Rauchchrom
Sachet Quincailleries

<p>R01 COD. RA300271</p> <ul style="list-style-type: none"> IT ANTA SCORREVOLE EN SLIDING DOOR DE SCHIEBETÜREN FR PORTE COULISSANTE 		<p>R02 COD. RA300272</p> <ul style="list-style-type: none"> IT VETRO FISSO EN FIXED SIDE DE FIXTEIL FR CÔTE FIXE 	
<p>R03 COD. RA250387</p> <ul style="list-style-type: none"> IT PROFILO COMPENSATORE EN COMPENSATOR PROFILE DE AUSGLEICHSPROFIL FR PROFIL DE COMPENSATION 		<p>R04 COD. RA250377</p> <ul style="list-style-type: none"> IT PROFILO MONTANTE EN POST PROFILE DE FESTPROFIL FR PROFIL MONTANT 	
<p>R05 COD. RA250392</p> <ul style="list-style-type: none"> IT KIT PROFILO BASE EN BASE PROFILE KIT DE BASIS PROFIL KIT FR KIT PROFIL BASE 		<p>R06 COD. RA250345</p> <ul style="list-style-type: none"> IT KIT PROFILI CALAMITATI EN PROFILES WITH MAGNET KIT DE PROFILS MIT MAGNET KIT FR KIT PROFILS AIMANTES 	
<p>R07 COD. RA850052</p> <ul style="list-style-type: none"> IT KIT CARRELLI EN SLIDINGS KIT DE GLEITUNGEN KIT FR KIT ROULETTES 		<p>R08 COD. RA200204</p> <ul style="list-style-type: none"> IT GUARNIZIONE TRASPARENTE (mt.2,1) EN TRANSPARENT GASKET (mt.2,1) DE TRANSPARENTE DICHTUNG (mt.2,1) FR JOINT TRANSPARENT (mt.2,1) 	
<p>R09 COD. RA200223</p> <ul style="list-style-type: none"> IT KIT GUARNIZIONI EN GASKET KIT DE DICHTUNG KIT FR KIT JOINTS 		<p>R10 COD. RA400187</p> <ul style="list-style-type: none"> IT KIT TAPPI PROFILO EN COVER KIT DE STOPF KIT FR KIT CACHES PROFIL 	
<p>R11 COD. RA400161</p> <ul style="list-style-type: none"> IT KIT TAPPI PROFILO EN COVER KIT DE STOPF KIT FR KIT CACHES PROFIL 		<p>R12 COD. RA400189</p> <ul style="list-style-type: none"> IT KIT TAPPI E FINECORSA EN PLUGS-KIT & END-PART OF THE SLIDING-RAIL-PROFILES DE STOPFEN-SET U. ENDTEILE DER GLEITSTANGE FR KIT BOUCHONS ET BOUTÉE DE FIN DE COURSE 	
<p>R13 COD. RA400190</p> <ul style="list-style-type: none"> IT KIT TAPPI EN PLUGS-KIT DE STOPFEN-SET FR KIT BOUCHONS 		<p>R14 COD. RA850057</p> <ul style="list-style-type: none"> IT CARRELLI VEGA AS EN SLIDING VEGA SD DE GLEITUNGEN VEGA GT FR ROULETTE VEGA PC 	
<p>R15 COD. RA200235</p> <ul style="list-style-type: none"> IT KIT GUARNIZIONI EN GASKET KIT DE DICHTUNG KIT FR KIT JOINTS 	<p>R08 x 6</p> <p>R09 x 2</p>		
<p>R16 COD. RA900151 IT KIT FERRAMENTA EN HARDWARE KIT DE EISENWAREN-KIT FR KIT QUINCAILLERIE</p>			
 <ul style="list-style-type: none"> IT TASSELLO Ø 6mm EN RAWPLUG Ø 6mm DE DÜBEL Ø 6mm FR BLOQUER Ø 6mm <p>n°04 pz</p>	 <ul style="list-style-type: none"> IT VITE TCC 4,2X32 EN SCREW TCC 4,2X32 DE SCHRAUBE TCC 4,2X32 FR VIS TCC 4,2X32 <p>n°04 pz</p>	 <ul style="list-style-type: none"> IT SOTTOCAPPUCCIO PER VITE EN UNDER CAP FOR SCREW DE UNTER KAPPE FÜR SCHRAUBE FR SOUS COUVERCLE POUR VIS <p>n°10 pz</p>	 <ul style="list-style-type: none"> IT CAPPUCCIO PER VITE EN CAP FOR SCREW DE KAPPE FÜR SCHRAUBE FR COUVERCLE POUR VIS <p>n°10 pz</p>
 <ul style="list-style-type: none"> IT VITE TCC 3,9X9,5 EN SCREW TCC 3,9X9,5 DE SCHRAUBE TCC 3,9X9,5 FR VIS TCC 3,9X9,5 <p>n°02 pz</p>	 <ul style="list-style-type: none"> IT VITE TCC 3,5X8 EN SCREW TCC 3,5X8 DE SCHRAUBE TCC 3,5X8 FR VIS TCC 3,5X8 <p>n°04 pz</p>	 <ul style="list-style-type: none"> IT VITE TCC 3,5X32 EN SCREW TCC 3,5X32 DE SCHRAUBE TCC 3,5X32 FR VIS TCC 3,5X32 <p>n°08 pz</p>	 <ul style="list-style-type: none"> IT TAPPO EN PLUG DE STOPFEN FR BOUCHON <p>n°02 pz</p>



Specificare sempre l'estensibilità, la finitura del profilo e del vetro
Please specify always extensibility, profile colour and glass type
Verstellbereich, Profilfarbe und Glasvariante immer angeben
Toujours spécifier l'extensibilité, la finition du profil et la finition du verre